

Good Landscaping

- Improves water quality in lakes, streams, groundwater and wells
- Creates a healthy environment for all living things
- Minimizes upkeep
- Moderates temperatures in homes
- Increases wildlife habitats
- Enhances natural beauty
- Maximizes property values



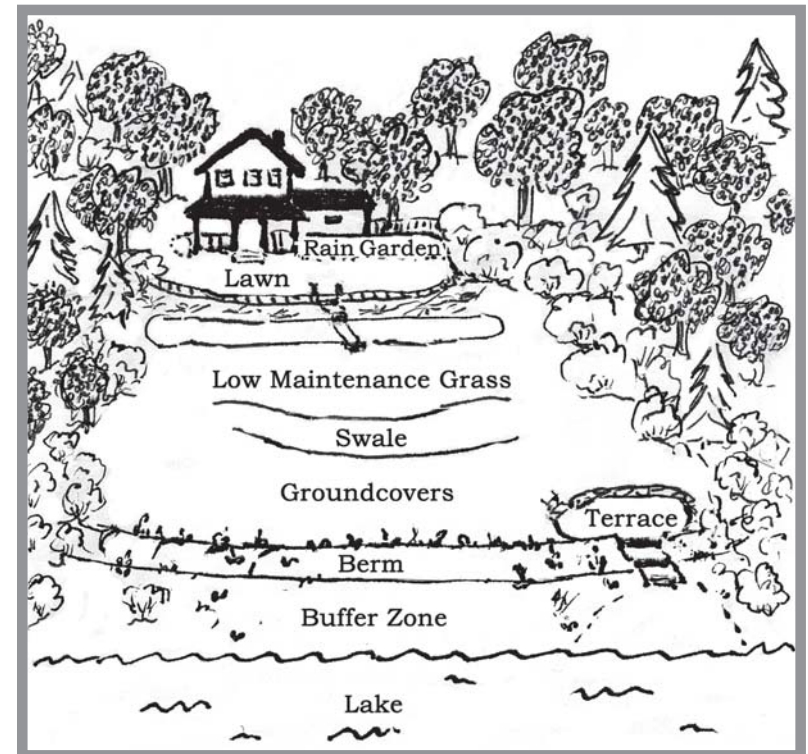
The Old Lyme Conservation Commission (advisory) and the Inland Wetlands and Watercourses Commission (regulatory) meet monthly to monitor, preserve and protect the town's unique natural resources. For more information visit the Town of Old Lyme's website: www.oldlyme-ct.gov

Published by Robins Brook LLC, www.robinsbrook.com

Landscape Suggestions

 for 

Inland Waterside Properties



Old Lyme Conservation Commission

Old Lyme Inland Wetlands and Watercourses Commission



Marianne Pfeiffer

2006

Landscaping to Protect Our Wetlands - Lakes, Streams, Marshes, Swamps

Encourage all surface water to sink into the ground for filtering and cleansing by soil bacteria.

Methods:

- 1) Shape ground with levels, swales, or berms along contour lines to hold back runoff.
- 2) Use pavers, bricks, flagstones or gravel instead of paved surfaces.
- 3) Install rain gardens/filterbeds at downspouts, runoff, and pollution areas.

Avoid pollution of surface water.

Methods:

- 1) Keep soil solidly planted or mulched.
- 2) Grow native plants to reduce need for pesticides and fertilizers, and to save water.
- 3) Minimize high maintenance lawn area to reduce use of fertilizers/pesticides.
- 4) Go organic.
- 5) Keep pet use and trash areas clean.
- 6) Prevent accidental spills of oil, gas, and all other hazardous materials




Further information: www.audubon.org

Sources for Native Plants

Internet - Shipping

A Wild Bird Oasis	Medford, NJ
www.awildbirdoasis.com	
Edge of the Woods	Fogelsville, PA
www.edgeofthewoodsnursery.com	
Fort Pond Native Plants	Montauk, LI, NY
http://nativeplants.net/	
White Oak Nursery	Geneva, NY
www.whiteoaknursery.biz	
Yellow Springs Farm	Chester Springs, PA
www.yellowspringsfarm.com	



Connecticut - Local Pick up

Almost all local garden centers carry some natives.

Balleck's Garden Center	East Haddam, CT
860-873-8878	
Broken Arrow Nursery	Hamden, CT
http://www.brokenarrownursery.com/	
Salem Country Gardens	Salem, CT
http://www.salemcg.com/	
Woodland Trails Wildflower Nursery	Eastford, CT
http://www.woodlandtrailswildflowers.com/	

Google : Native plant nurseries in CT

Groundcovers

Groundcovers are low-growing plants that do not impede views. They prevent soil erosion, conserve water, and provide cover for many living creatures.

Natural mulches, such as wood chips, alone or covering plastic sheeting, are also ground covers.

Sun lovers:

Creeping Junipers and other low shrubs, native Little Bluestem Grass and other low maintenance grasses and many meadow flowers - Daisies, Black eyed Susans, orange Day Lilies, Siberian Iris - can be combined to create pretty groundcover meadows.

On damp to wet ground various shrubs (see preceding page), ferns such as Sensitive, Royal, Interrupted, New York, and flowers such as Cardinal Flower, Blue Flag, Jewel Weed and Joe Pye Weed do well.

Shade lovers:

In deep or dappled shade under trees many ferns - Spinulose, Marginal Wood, Lady, Christmas, Ostrich - will prosper. So will Lily of the Valley, Pachysandra, Myrtle, English Ivy, Sweet Woodruff, Barren Strawberry, and many other woodland wild and cultivated flowers.

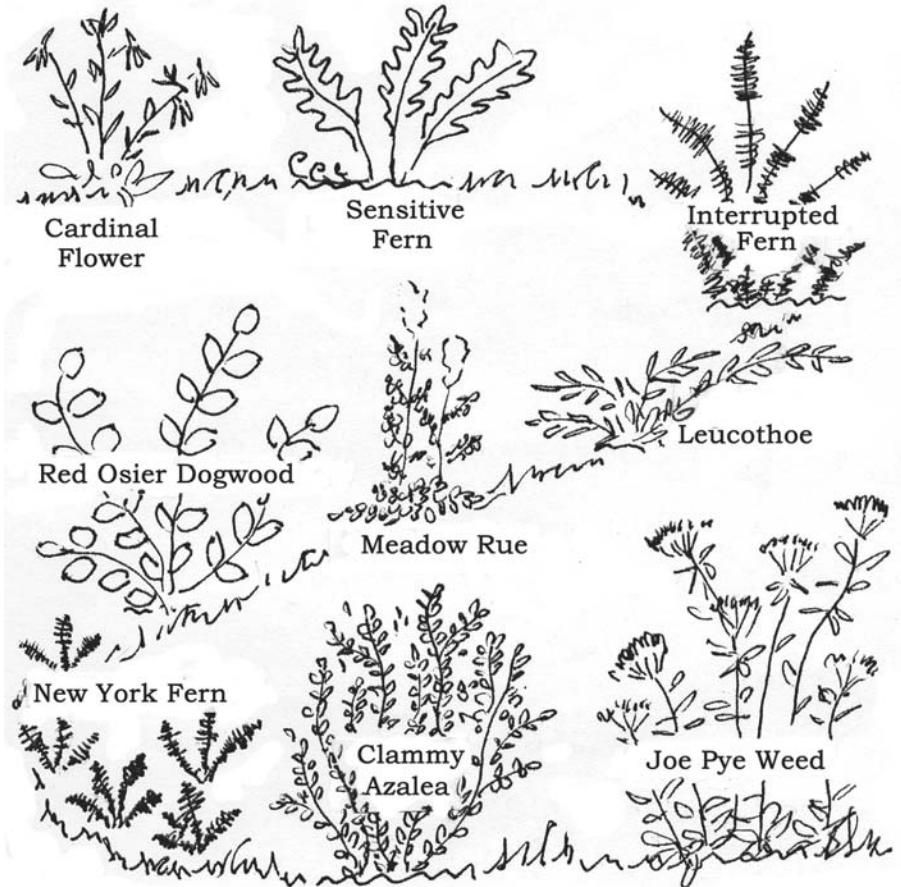


Buffer Zones

A thickly planted water's edge is one of the best protections against pollution from erosion, debris, and toxic chemicals.

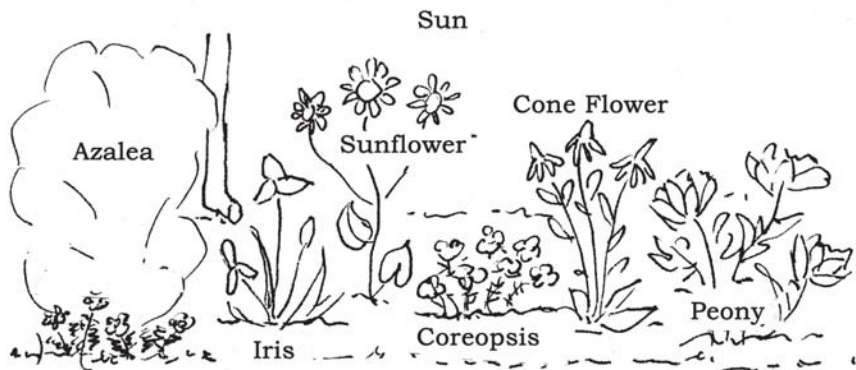
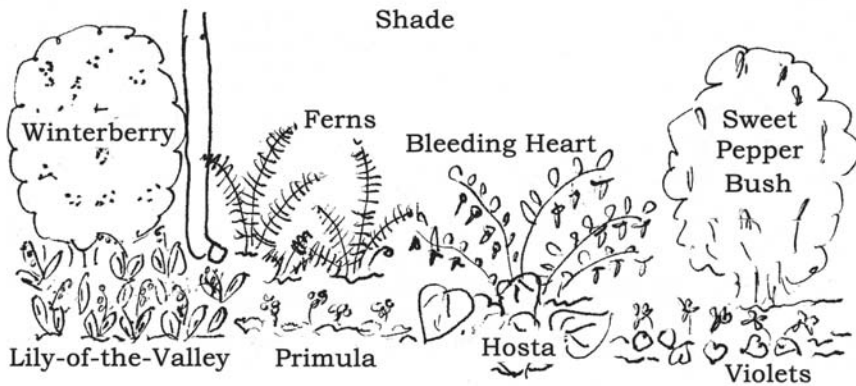
Low native and non-native shrubs and groundcovers provide maximum protection without impeding views.

A grass strip six or more feet wide, that is never or rarely mowed, and is never treated with chemicals, provides some protection where better methods are impractical.



Rain Gardens / Filterbeds

These are deep garden beds composed of 40% organics such as compost, peat moss, or coir, and 60% soil. They are located to quickly absorb rushes of rainwater from downspouts, steep hillsides, impervious, and polluted surfaces, thus collecting and filtering the surface runoff and preventing erosion. These beds can be planted with natives and other ornamentals as well as food crops.



Shrubs

Shrubs create beauty, hold soil, and provide wildlife habitat.

○ Sun; ◐ Part shade; ● Shade;
1 wet; 2 damp; 3 moist; 4 moist well drained.

- ◐ 2 Coast leucothoe; *Leucothoe axillaris*
- 3 Shrubby Cinquefoil; *Potentilla fruticosa*
- 2 Highbush Blueberry; *Vaccinium corymbosum*
- ◐ 3 Rhododendron; *Rhododendron* spp and cultivars
- 3 Mapleleaf Viburnum; *Viburnum acerifolia*
- 1 Red Osier Dogwood; *Cornus stolonifera*
- 2 Winterberry; *Ilex verticillata*
- 2 Sweet Pepper Bush; *Clethra alnifolia*
- 1 Chokeberry; *Aronia arbutifolia*
- 2 Witch hazel; *Hamamelis virginiana*
- ◐ 3 Mt. Laurel; *Kalmia latifolia*
- ◐ 3 Leatherleaf; *Chamaedaphne calyculata*
- ◐ 3 Arrow wood; *Viburnum dentata*
- ◐ 4 American cranberry bush; *Viburnum trilobum*
- ◐ 3 Pinxter azalea; *Rhododendron nudiflorum*
- 2 Clammy azalea; *Rhododendron viscosum*
- 1 Compact inkberry; *Ilex glabra*
- ◐ 1 Spicebush; *Lindera benzoin*



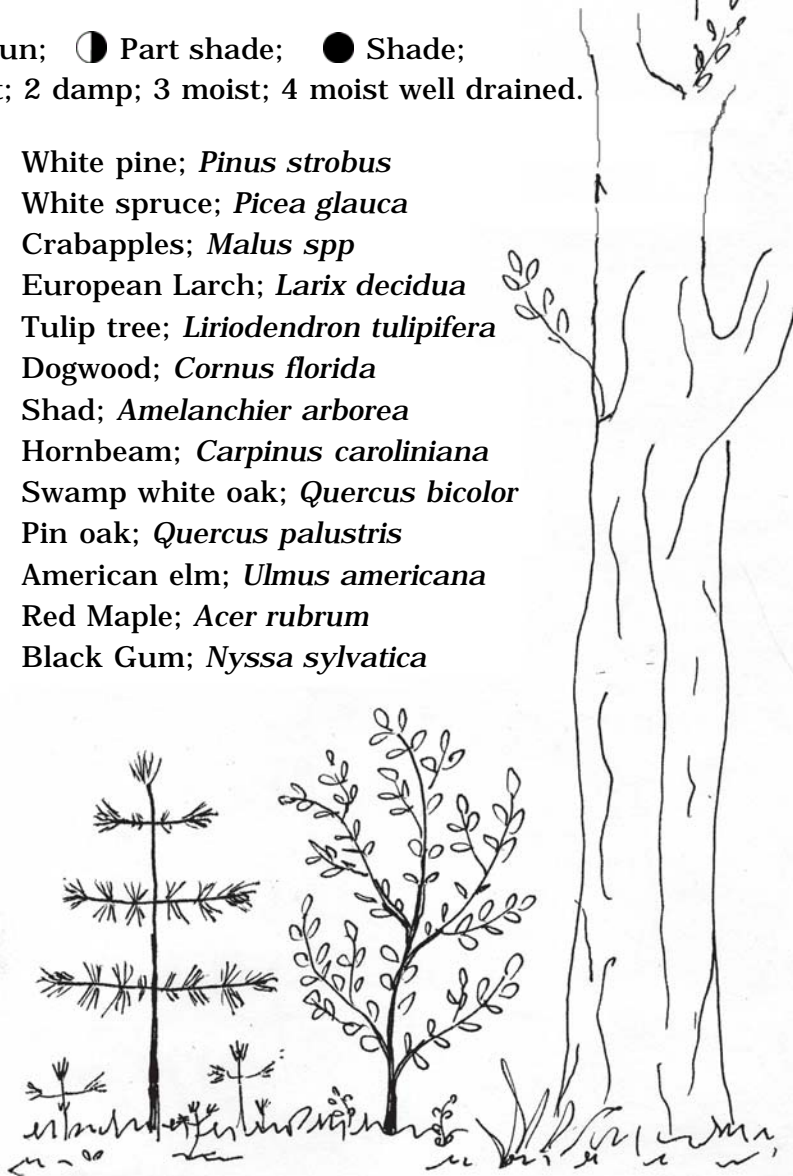
Many non-native shrubs are also suitable.

Trees

Trees modify home temperatures with shade, act as wind breaks, create privacy and beauty, and attract songbirds.

○ Sun; ◐ Part shade; ● Shade;
1 wet; 2 damp; 3 moist; 4 moist well drained.


- 4 White pine; *Pinus strobus*
- 4 White spruce; *Picea glauca*
- 4 Crabapples; *Malus spp*
- 4 European Larch; *Larix decidua*
- 4 Tulip tree; *Liriodendron tulipifera*
- ◐ 4 Dogwood; *Cornus florida*
- ◐ 3 Shad; *Amelanchier arborea*
- ◐ 3 Hornbeam; *Carpinus caroliniana*
- 3 Swamp white oak; *Quercus bicolor*
- 3 Pin oak; *Quercus palustris*
- 3 American elm; *Ulmus americana*
- 2 Red Maple; *Acer rubrum*
- 2 Black Gum; *Nyssa sylvatica*



Berms

A berm is a low rounded earth dam thickly planted with groundcovers and low shrubs to hold back flowing surface water and to catch debris.


Berms are especially important near the water's edge as part of the heavily vegetated buffer zone between more maintained areas and the water.



Swales

Swales are thickly planted shallow basins that hold water temporarily during heavy downpours. Excess water then sinks into the ground instead of running destructively downhill.

Grassed swales function as low maintenance lawns needing only occasional mowing



"Lakeview"

A Landscape Plan for Lakeside Properties

